

STUDENT SATISFACTION SURVEY REPORT

ACADEMIC YEAR 2021-22

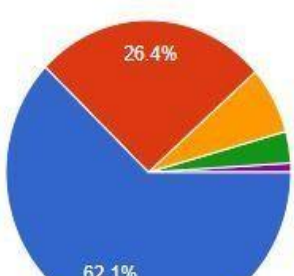
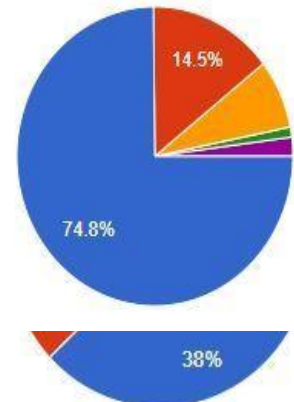
H. P. B. Girls' College, Golaghat

INTERNAL QUALITY ASSURANCE CELL (IQAC)

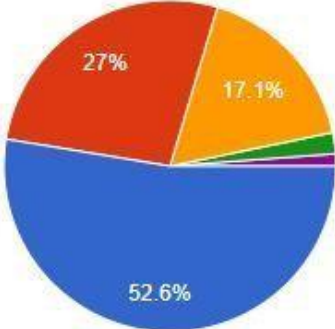
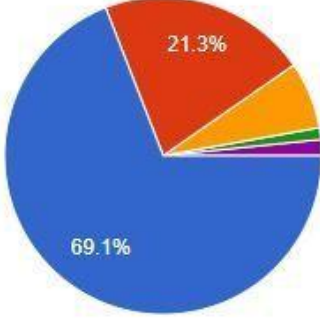
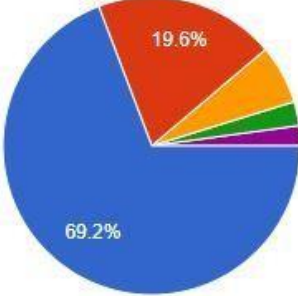
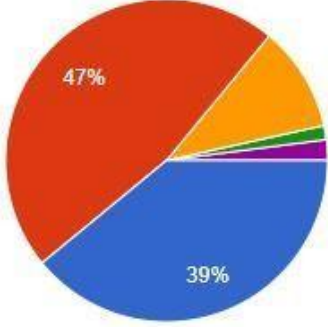
Executive Summary

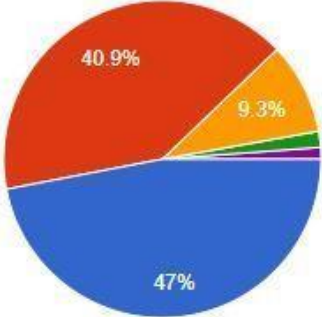
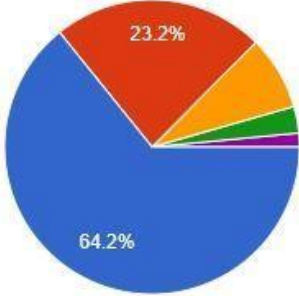
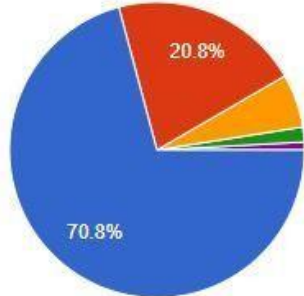
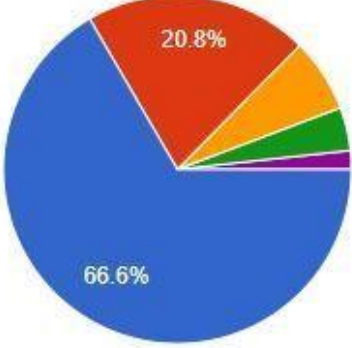
Internal Quality Assurance Cell (IQAC) with prime objective to upgrade and monitor the academic quality in education has conducted a Student Satisfaction Survey regarding Teaching - Learning and Evaluation from Academic Year 2021-22. The survey was developed as per the questionnaires published by National Assessment & Accreditation Council (NAAC's) for Higher Education Institutions. IQAC of H. P. B. Girls' College has devised a google form containing the questionnaires for survey. Respondents in survey were asked to rate the questions in the form of options provided for them. There were 123 students who have participated and responded within this Student Satisfaction Survey.

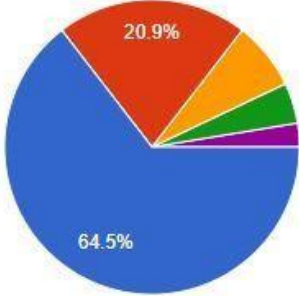
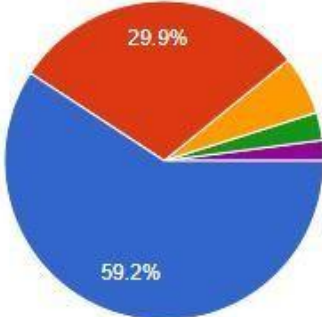
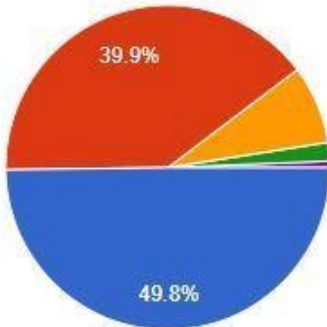
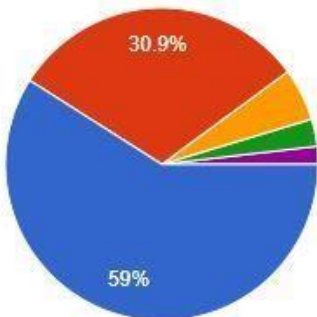
Diagrammatic Representations for Survey Items

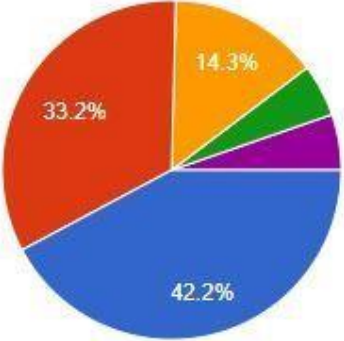
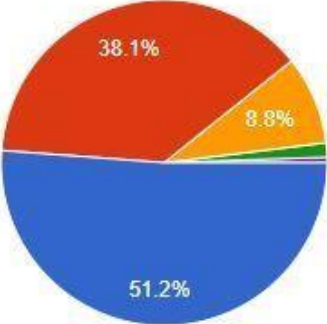
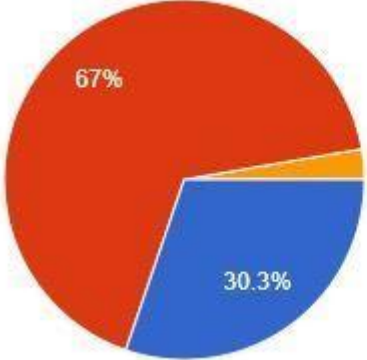
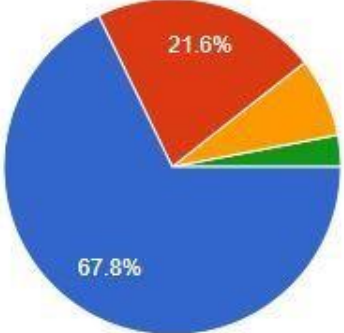
Questions		Diagrammatic Representations
1)	How much of the syllabus was covered in the class?	 <ul style="list-style-type: none"> ● 85 to 100% ● 70 to 84% ● 55 to 69% ● 30 to 54% ● Below 30%
2)	How well did the teachers prepare for the classes?	 <ul style="list-style-type: none"> ● Always effective ● Sometimes effective ● Just satisfactorily ● Generally ineffective ● Very poor communication

3)	How well were the teachers able to communicate?	
----	--	--

4)	The teacher's approach to teaching can best be described as	 <ul style="list-style-type: none"> ● Excellent ● Very good ● Good ● Fair ● Poor
5)	Fairness of the internal evaluation process by the teachers.	 <ul style="list-style-type: none"> ● Always fair ● Usually fair ● Sometimes unfair ● Usually unfair ● Unfair
6)	Was your performance in assignments discussed with you?	 <ul style="list-style-type: none"> ● Every time ● Usually ● Occasionally/Sometime ● Rarely ● Never
7)	The teaching and mentoring process in your institution facilitates you in cognitive, social and emotional growth.	 <ul style="list-style-type: none"> ● Significantly ● Very well ● Moderately ● Marginally ● Not at all

8)	The institution provides multiple opportunities to learn and grow.	 <ul style="list-style-type: none"> ● Strongly agree ● Agree ● Neutral ● Disagree ● Strongly disagree
9)	Your mentor does a necessary follow-up with an assigned task to you.	 <ul style="list-style-type: none"> ● Every time ● Usually ● Occasionally/Sometime ● Rarely ● I don't have a mentor
10)	The teachers illustrate the concepts through examples and applications.	 <ul style="list-style-type: none"> ● Every time ● Usually ● Occasionally/Sometime ● Rarely ● Never
11)	The teachers identify your strengths and encourage you with providing right level of challenges.	 <ul style="list-style-type: none"> ● Fully ● Reasonably ● Partially ● Slightly ● Unable to

12)	Teachers are able to identify your weaknesses and help you to overcome them.	 <ul style="list-style-type: none"> ● Every time ● Usually ● Occasionally/Sometime ● Rarely ● Never
13)	The institute/ teachers use student centric methods, such as experiential learning, participative learning and problem solving methodologies for enhancing learning experiences.	 <ul style="list-style-type: none"> ● To a great extent ● Moderate ● Some what ● Very little ● Not at all
14)	Teachers encourage you to participate in extracurricular activities.	 <ul style="list-style-type: none"> ● Strongly agree ● Agree ● Neutral ● Disagree ● Strongly disagree
15)	Efforts are made by the institute/ teachers to inculcate soft skills, life skills and employability skills to make you ready for the world of work.	 <ul style="list-style-type: none"> ● To a great extent ● Moderate ● Some what ● Very little ● Not at all

16)	<p>What percentage of teachers use ICT tools such as LCD projector, Multimedia, etc. while teaching.</p>	 <ul style="list-style-type: none"> ● Above 90% ● 70 – 89% ● 50 – 69% ● 30 – 49% ● Below 29%
17)	<p>The overall quality of teaching-learning process in your institute is very good.</p>	 <ul style="list-style-type: none"> ● Strongly agree ● Agree ● Neutral ● Disagree ● Strongly disagree
18)	<p>Speed of Teaching</p>	 <ul style="list-style-type: none"> ● Fast ● Moderate ● Slow
19)	<p>The teacher starts and ends the session as per the schedule given in the time table.</p>	 <ul style="list-style-type: none"> ● Frequently ● Occasionally ● Very frequently ● Never

Some of the identified observations/suggestions by students

- Courses can be more research oriented
- Take more Practical based teaching session for better understanding
- Students of every dept should get equal treatment
- More experience learnings, visit of industry, New skill development workshop, mentoring program is needed
- Use better graphics and visual media to engage students well
- Try to reach every student and ask for thire doubts
- Personal Monitoring is important.
